

PINE TREE QUILTERS' GUILD OF MUSKOKA

P.O. Box 446, Bracebridge, Ont., P1L 1T7

Web page: www.pinetreequiltersguildofmuskoka.com
Email: pinetreeguild@hotmail.com

Meetings at Bracebridge Memorial Arena,
169 James St., Bracebridge, ON, 2nd, floor
Second Thursday of the month 1 – 3pm

PRESIDENT'S MESSAGE

I am currently in the sunny south enjoying some warm weather and feel badly for my husband left behind on Echo Lake who reported to me that there was snow on the roof last Saturday and that it was basically miserable there without me. This is me shedding a tear. NOT!

I have followed the Canadian Election results online and, yes, I did vote in the advance polls prior to my departure. Not that it appears to have made much of a difference in our neck of the woods. I am mindful to keep my ears open and my mouth shut around the pool. After all, I am in Republican country and, they don't think much of our new Prime Minister.

November seems to be month of transition for me; maybe for you as well. We are well and truly past the warm outdoor weather months. It is time to hunker down and soldier away at indoor projects. That means quilting: taking classes, attending quilt retreats, taking road trips to shows, keeping up with BOMs and, spending time with my Baysville quilting buddies.

If you are new to the guild and, not confident in your quilting abilities, perhaps you should join one of our many "specialty" groups. There are groups that concentrate on "ART" quilts, appliqué, miniatures, community outreach, etc. Although some are restricted in size because of venue capacity, many take place in community rooms and facilities.

Lastly, how do you meet new quilting buddies at a guild meeting? There is certainly some time for conversation during coffee break. At my first meeting, I was like a wandering nomad. Water, water everywhere and not a drop to drink. So I had to jump right in and risk rejection. Thankfully there

were friendly faces all around me. It reminds me of saying "the Peace" at church. An effective way to introduce yourself to the person right next to you.

Maybe we should start saying "the Piece" at our meetings. Yes, that's right.

May "the Piece" be with you.

Margaret

PINE TREE QUILTERS' GUILD

EXECUTIVE LIST 2015 -16

Past President	Barb Coburn
President	Margaret Gage
Vice President	Nancy Lynch
Treasurer	Sue Bogers
Secretary	Pat Northmore
Program	Joyce MacKay Donna Naylor
Workshops	
Membership	Kim Wynott Barb Smith
Library	Halina Dales
Newsletter	Joanne Smith
Outreach	Jill Kieffer
Hospitality	Lynda Griffin Peggy Clark Guirry
Historian	Paddy Taylor
Website	Halina Dales

PROGRAMS

Submitted by Joyce MacKay and Donna Naylor

Here we are in November already; where does the time go? Hopefully many of your days are filled with the satisfaction of creating something beautiful – like a quilt. If you have some quilt projects for which you need motivation to complete, why not fill out a “resolution card” and get in on the chance to win fat quarters in June when you have completed the item and show and share it with the guild. **The November meeting will be the last one at which the resolution cards will be available.**

This month we are in for an entertaining program as **Elaine Theriault and Linda Ward** talk to us about the ups and downs of creating a group quilt. Different styles of group quilts will be included in their trunk show.

As has become our custom, at the **December meeting we will celebrate the Christmas season with our annual potluck lunch.** Bring your food contribution along with your cutlery and dishes and share in the festivities of this special time of year.

Reminders: If you won the 50/50 draw at the October meeting, you have the honour of selling the draw tickets this month. If you can't make it, please try to find a substitute. White glove volunteers for this month are listed elsewhere in this newsletter – check it out.

MEMBERSHIP

Submitted by Kim Wynott

Welcome to our three newest members: Suzanne B-R., Lynda M., and Cathy G.!

Have you bought your guild pin yet? On sale at the membership desk for only \$2.00! Stop 'buy' to pick one up!

WEBSITE UPDATE

Submitted by Halina Dales

We Have a Website Team!

At the October Meeting, Kim Wynott and Barb Smith had us find our fellow quilters that live in the same community. In Port Sydney, there are just a handful of quilters and I thought I knew them all. There was a new face, Marg Thomas, a new member to our guild. Would you believe that she has designed websites!! The stars have aligned. Marg is going to work with me to get this site looking professional. **Thank you Marg!!**

FLIKR Photos.

In the October newsletter, I said that almost all the photos from the old website were now on FLIKR. Guess what? I found lots more photos of trunk shows and workshops. There are now **over 4500 photos** grouped into albums on FLIKR. And there's lots more to go.

After our Thursday Monthly Meeting – the goal is to have the photos posted by the Monday after the meeting.

Here's the link to the albums in FLIKR.
<https://www.flickr.com/photos/134719553@N03/albums>

Links to Shopping

There are new links on the website to Ontario, Canadian and Canadian online quilting shops. **Thank you to Joanne Kourtz** for finding and sharing these links.

<http://www.pinetreequiltersguildofmuskoka.com/links/>

Any and all suggestions and feedback are welcomed!!

OUTREACH

Submitted by Joanne Smith

The outreach committee has some quilt kits and patterns that were donated to us. At the November meeting we are having a **silent auction** to raise money to buy supplies for our cuddle quilts. One kit we have has the pattern and all the fabric to make it with the price tag still on it – for over \$200! There are several other complete kits. The silent auction will take place at the back table. Bids can be made at the beginning of the meeting and at break with the winners announced at the end of the meeting. **Bring your cash or cheque and see if you can get a good bargain!!**

WE LISTEN

Submitted by Marianne Meeuwisse

The Guild must be doing something right because there were no comments, suggestions or questions on the board at the last meeting.

Remember there is a black bristle board on the wall, beside the kitchen window, to let the executive know your wishes and concerns.

HOSPITALITY

Thanks so much to Anne Sherry, Carol Cragg, Barbara Bentley, Edith Cook, Sharon Penzavatto, Karen Jackson and Carolyn Clark for baking the delicious goodies for the October meeting. Thanks also to those who helped set and clear the tables, since 3 of our regular kitchen helpers were unable to be at the meeting.

The following members have signed up to bring goodies for the November 12th meeting:

Linda Wilkin, Donna Mullen, Marion McLaughlin, Beryl Graham, Mary Reimer, Karen Atkle, and Carrol Reid

Lynda Griffin will call all these members 1 week before the meeting, to check that they are still OK to bring goodies for the 12th.

The “white glove” volunteers for November are:

Linda Speller, Eileen Baron, Nancy Lynch, Sue Betteridge, Janice Pearson and Margaret Thomas.

CANADIAN QUILTERS’ ASSOCIATION



The Show takes place on June 15—18, 2016 at The International Centre, Mississauga, ON.

<http://njs.canadianquilter.com/>

To enter your artwork and qualify for over \$50,000 in prizes offered by our Sponsors, please review the Requirements and then go to "Submit an Entry" page to fill in the online form.

CQA/ACC Quilt Canada 2016 Registration Reminder!

Registration for Quilt Canada 2016 begins on Wednesday, October 28, 2015 at Noon Eastern Time for members and on Wednesday, November 18, 2015, same time, for non-members.

Information on workshops and lectures is available now at:

<http://www.canadianquilter.com/events/quilt-canada-2016.php>

Check out the fabulous door prize when registration goes live at Noon, Eastern Time, on Wednesday, October 28, 2015!


Register at:

www.eply.com/quiltcanada2016

LIBRARY

Submitted by Halina Dales

The Following Five Items Have Been Added to Your Library. Four books and One DVD. Enjoy!!




#602 Kaffe Fassett's Heritage Quilts

by Kaffe Fassett

Inspired by his collaboration with the British Quilt Museum, Kaffe Fassett's newest book is a peek into the mind of a

master designer, and the finished results are stunning. *Kaffe Fassett's Heritage Quilts* is a curated collection of rare and treasured quilts from the eighteenth and nineteenth centuries such as the Church Window, Log Cabin, Hearts and Crosses, and other rare designs. All 20 featured quilts are lovingly redesigned in the bold contemporary fabrics of world-renowned textile designer Kaffe Fassett. The vibrant fabrics designed by Fassett, Philip Jacobs, and Brandon Mably are showcased in 100 eye-catching photographs throughout the book. Novice quilters and those needing to hone their techniques will find the step-by-step piecing instructions, 80 detailed diagrams, and the essential patchwork how-to section invaluable.




#603 All Things Quilting with Alex Anderson: From First Step to Last Stitch

By Alex Anderson

With more than one million books sold, the author who taught the world to quilt is

back again! Internet and television personality Alex Anderson's all-in-one "big book" includes essential quilting tools, binding basics, and a visual guide to piecing and appliqué. Master both hand and machine quilting, and learn professional touches to become a confident, lifelong quilter. No matter your experience level, this must-have guide will find a permanent home next to your sewing machine!




#604 Foolproof Walking-Foot Quilting Designs: Visual Guide Idea Book

by Mary Mashuta

Liberate your machine's walking foot and move beyond basic stitch-in-the-ditch quilting! This idea book of walking-foot

quilting designs includes expert tips for using commercial quilting templates, paper cuttings, and traditional sashiko-style patterns. A multitude of designs, with icons to indicate skill level and time required to accomplish it. Learn to quilt custom shapes to fit every quilt block, center panel, sashing, border, and corner—without marking and math. Includes large-scale photos of 30 inspiring quilts.




#605 Quilt As-You-Go Made Modern: Fresh Techniques for Busy Quilters

by Jera Brandvig

Do you believe rules were meant to be broken? If so, this improvisational quilt-as-you-go technique is for you. Instead of

dealing with precise paper patterns and cutting measurements, you'll learn how to piece fabric onto small, manageable batting blocks. Let your creative juices flow as you quilt directly on the blocks (not the entire quilt!), whether in large abstract zigzags or small structured stitches. After the blocks have been joined, all you need to do is add backing fabric and binding, and—voilà—it's finished!



DVD 36 Improvational Fused Quilt Art

By Freida Anderson
and Laura Wasilowski

Join well-known art
quilters Frieda Anderson

and Laura Wasilowski to learn their amazingly easy method of creating art quilts using fusible web. Quickly translate all of your exciting ideas into beautiful art quilts when you construct with fusible web. Both Workshop instructors are faculty members of their Chicago School of Fusing, and travel the world teaching their techniques and tricks for making fused artwork. After providing an overview of tools and construction methods, you'll be on your way to creating one-of-a-kind improvisational fused art quilts with step-by-step guidance from each teacher. Plus, learn how to stitch your quilts by machine, add hand embroidery, and finish your quilt with a flourish.



REMEMBER:

- Mug for coffee/tea
- Show-and-share
- Money for 50/50 tickets
- Money or cheque for Silent Auction
- Ideas & suggestions for the suggestion board
- Library books

25th ANNIVERSARY PICNIC LUNCHEON

*Pine Tree Quilters' Guild of
Muskoka*

Thurs. June 9th, 2016

*Brooklands Farms,
Butter & Egg Rd.
Bracebridge*

Cost \$25



25th ANNIVERSARY CHALLENGE

“Design a Pine”

Any size, any type of item will be suitable as long as it is a

“Design of a Pine”

Must be quilted.

*Must be completed and handed in at the
May 12, 2016 Guild Meeting. To be
displayed at the June 9, 2016 25th
Anniversary Luncheon*

If you have any questions contact:
Elizabeth Hughes or Wendy Wight

Tickets will be available in January. If you are going to be away feel free to give a friend your cheque.