

# PINE TREE QUILTERS' GUILD OF MUSKOKA

P.O. Box 446, Bracebridge, Ont., P1L 1T7

Web page: [www.pinetreequiltersguildofmuskoka.com](http://www.pinetreequiltersguildofmuskoka.com)

Email: [pinetreeguild@hotmail.com](mailto:pinetreeguild@hotmail.com)

Meetings at Bracebridge Memorial Arena,  
169 James St., Bracebridge, ON, 2<sup>nd</sup>, floor  
Second Thursday of the month 1 – 3pm

## PRESIDENT'S MESSAGE

Happy New Year to everyone. I must admit that with the holiday activities, I haven't been giving much thought to the subject of quilting. Then, all of a sudden, the weather turned colder and I was forced to complete some indoor tasks. I was purging some old magazines of my aunts' when I came across an old Canadian Quilter issue from the Winter of 2003. In it was an article about a wonderful woman who travelled to Latvia to teach some women there the art of quilting with the organization CESO. For many of our longtime members, they know that this woman was/is our own Sylvia Bouchard. Material for backing was donated by our quild and Sylvia's teaching objective was to help the women of Merdzene, a rural community, learn a skill that would allow them to earn some much needed extra income.

Our Guild is full of talented, giving individuals that have taken the time to share their time and talents, to help those in need, both in our community and abroad. I feel lucky to have benefitted from their experience and knowledge myself.

It is perhaps appropriate, that at this time of "resolution making" that we take the time to share our time and talents in a day making cuddle quilts with the outreach group. If you are unable to attend the sewing day on January 14th, perhaps you can plan your own personal "outreach" project, donate fabric and materials, or give one of your unneeded completed projects to a worthy cause. Between the refugee crisis, disaster victims etc., it seems that there are so many worthy causes to give to. The difficult question is not what to give, but to whom. We know that the cuddle quilts are truly appreciated by the organizations that receive them in our region. They send wonderful thank you notes to express their gratitude. It is nice to know that our efforts are making a difference in the lives of others.

Keep that in mind, as you join your fellow quilters this month.

All the best in the coming year,  
Margaret

### PINE TREE QUILERS' GUILD

#### EXECUTIVE LIST 2015 -16

|                       |                    |
|-----------------------|--------------------|
| <b>Past President</b> | Barb Coburn        |
| <b>President</b>      | Margaret Gage      |
| <b>Vice President</b> | Nancy Lynch        |
| <b>Treasurer</b>      | Sue Bogers         |
| <b>Secretary</b>      | Pat Northmore      |
| <b>Program</b>        | Joyce MacKay       |
|                       | Donna Naylor       |
| <b>Workshops</b>      | Donna Brown        |
| <b>Membership</b>     | Kim Wynott         |
|                       | Barb Smith         |
| <b>Library</b>        | Halina Dales       |
| <b>Newsletter</b>     | Joanne Smith       |
| <b>Outreach</b>       | Jill Kieffer       |
| <b>Hospitality</b>    | Lynda Griffin      |
|                       | Peggy Clark Guirry |
| <b>Historian</b>      | Paddy Taylor       |
| <b>Website</b>        | Halina Dales       |

## PROGRAMS

Submitted by Joyce MacKay and Donna Naylor

Happy New Year to all; hopefully a wonderful Christmas season was enjoyed by all. Our 2015 guild year ended on a positive note with a donation of \$45.00 to the Salvation Army Christmas Drive (raised through our Festive Fabric Fling) and a truckload of donated food items taken to the Manna Food Bank. Thank you to all for your kind generosity.

**JANUARY 14<sup>th</sup>** – **Cuddle Quilt workshop** -Starts at 10 am or whenever you can get there at Bracebridge Arena to make lots of cuddle quilts. Come for the day or a few hours and connect with fellow quilters.

There will be sewing, cutting, ironing, sandwiching, “birthing” and finishing/tying stations. Something for all of us, from the beginner to experienced quilters.

Bring sewing machines (if possible), thread and extra bobbins, scissors, extension cords, cutting boards and cutting blades. **BRING YOUR LUNCH!**

**THERE WILL BE A VERY SHORT INFORMAL GUILD MEETING AT 1PM** (basically just a few announcements – any new news will be posted in the February newsletter)

**FEBRUARY 11<sup>th</sup>** – **CHAIR SALE!** It’s time to purge and clean out your sewing area! Any treasures that you no longer want or need – bring them to the guild meeting on February 11 for our “chair/garage sale”. Just think – if you make a few dollars, you can go out and spend it on more fabric! We will start the meeting with the chair sale then move on to our other activity - and here is where your help is needed. We are hoping to feature members of our guild who are involved in special interest quilt groups, and we are hoping that you will come forward and share with the whole group the sorts of projects and activities you pursue. Modern quilters, fabric artists, miniatures quilters – we would love you to volunteer to talk to the guild, each for a few minutes, perhaps showcasing some of your work – so we can see what interesting

things can develop from our love of quilting. Please call or speak to Donna (705 645-3182) or me, Joyce, (705 645-1110) if you would be willing to participate.

You will notice that our activities are somewhat “close to home” over the next couple of months. We are a bit hesitant about booking a guest from afar with the unpredictability of the winter weather. Don’t worry, we have some exciting guests upcoming in the spring.

## MEMBERSHIP

Submitted by Kim Wynnott

Welcome to our latest member, **Jean Andrews!** We now have 139 members registered in our guild.

**Congratulations to Dale McMillan, December's Loaning Stash Box borrower!**

When you check off your name on the January/February sign in sheets, please take a moment to check your email address and update it if necessary. This will keep your newsletter arriving regularly. If you do not have email, and would like a newsletter, let us know and it will be made available for you to pick up at the registration desk.

If you are interested in learning about the responsibilities of the Membership position, please speak with Barb or Kim at the sign in desk.

## HOSPITALITY

Submitted by Lyn Griffin

Another wonderful Christmas potluck lunch – thanks for sharing all your cooking talents!

Since the January meeting is a Cuddle Quilt sewing day, we'll have the coffee and tea ready in the morning, but members need to bring their own lunch. A short regular meeting will start at 1 pm. followed by goodies and coffee and tea.

**The following members have signed up to bring goodies for the January 14th meeting: Cathy Maher, Bet McNabb, Shirley Anne Sturgess, Wendy Wight, Barb Coburn, and Hanne Knowlton.**

The sign-up sheets for Feb., March, April and May will be circulated at the January meeting

**Dishes, silverware etc, that have been left at the arena over the years (and carted back and forth every month), will be placed on the table at the back. Please check if there is anything of yours, as whatever is left will be donated.**

## WE LISTEN

Submitted by Marianne Meeuwisse

Things must be alright in the guild because there were no new notes on the notice board from the December meeting. I imagine all the wonderful food at the potluck had something to do with the feeling of well-being

During the month of January and February Cathy Collard will be the "Dear Abbie" person to answer and deal with your suggestions, comments and questions.

## THE 12 DAYS OF CHRISTMAS QUILT

Submitted by Paddy Taylor

What a success!

As you know "The Twelve Days of Christmas Quilt" was made by Barb Coburn, a member of The Pine Tree Quilters Guild of Muskoka, as part of our Community Outreach Program.

Barb Coburn wrote: "Two summers ago a lady from Toronto who has a cottage in Muskoka moved from her house into a condo. She said she had no space for quilting so donated all of her fabric to The Pine Tree Quilters Guild of Muskoka with the understanding that it be used for our Outreach Program. Included in this fabric were the patterns and fabric for the 12 Days of Christmas quilt. As I like to do appliqué I said I would make the quilt to be donated to an organization in Muskoka for fundraising."

This year, The Gravenhurst Women's Centre which provides resources and support for women in Gravenhurst and the surrounding areas was given the quilt to raise funds for the Centre.

The Gravenhurst Women's Centre made \$1580.25 from the sale of the raffle tickets for the quilt and is most appreciative of the support they have received from our Guild.

The draw for "The Twelve Days of Christmas Quilt" was held on Friday December 11th at noon hour. The lucky winner - Jill Liberty of Gravenhurst, is thrilled to have won such a beautiful quilt. When the quilt was delivered to Jill – it was noted that the colours in her living room, dining area and hall are a creamy off-white, burgundy and dark forest green! It is as if the quilt was meant for her home.

Congratulations to Barb, the Guild, The Gravenhurst Women's Centre and Jill Liberty. It was a win/win situation for everyone involved.

## WEBSITE UPDATE

Submitted by Halina Dales

1. Photos from the December Meeting .... are now available on FLIKR. Here's the link:  
[https://www.flickr.com/photos/134719553@N03/albums](https://www.flickr.com/photos/134719553@N03/albums/)

2. Membership List.....Is now on the web-site.  
<http://www.pinetreequiltersguildofmuskoka.com/>

Go to the Menu Item labelled 'Members Only'. If you click on this item, the next screen will ask you for a password. Enter the password that was provided to you in the email that sent you this Newsletter. Please do not share the password with non-guild members.

If the password is wrong – then the screen will come back with a blank password. Try again.

You may see a hint that says: 'Use Password for: Pinetree Webguru.' Ignore this. It's not the password that you need for access to the Membership List. This hint will disappear – as soon as I figure out how to do so.

3. Priorities .....

There are still lots of photos to migrate from the old web-site to the new.... However, attention is being turned to making the web-site one that you will enjoy. Feedback is welcomed!!

## OUTREACH

Submitted by Joanne Smith

We are excited about our upcoming January meeting making cuddle quilts. We would like this to be a learning experience for those new to quilting and for those who have never made cuddle quilts. We would like those experienced quilters to work beside those who are new. Guide the "newbies" to do different stages such as using rulers and rotary cutters to cut fabric for kits, showing how to sandwich quilts, how we sew them, birth them, and how to tie quilts. It will also be a wonderful chance to meet and socialize with our members!

## LIBRARY

Submitted by Halina Dales

**SNEAK PEEK!!** Check out

<http://cloud.collectorz.com/pinetreequiltersguild/books>. All the books in the library have been added to this website. Thank you to Wendy Beverley, Jan McDonnell and Leslie Songer-Terry for doing this work. Great team! There's some fine tuning and a user's guide still to be done before the library website is formally introduced. In the mean-time – take a look at the books we have!

The Following Six Books Have Been Added to Your Library. Enjoy.



### **#607 Teach Me to Appliqué**

**By: Pat Sloan**

Is it possible? Fusible appliqué that's soft, supple, and drapery? Yes, it is, and Pat Sloan shows you how. An extremely popular teacher and designer with a huge radio-show

following, Pat shares her fusible techniques for machine-stitched quilts that are as delightful to touch as they are pleasing to the eye. Welcome to her appliqué class - you'll love what you're about to create!

10 easy projects, including quilts, banners, pillowcases, and a pillow.

Gain confidence and get all your questions answered - Pat gives loads of tips throughout.

### **RUTH B. MCDOWELL PIECING Expanding the Basics**




### **#608 Piecing – Expanding the Basics**

**By: Ruth B. McDowell**

Almost everyone who views a quilt by Ruth B. McDowell asks, "How did she piece that?" Here Ruth shares her sought-


after techniques for piecing curved seams, insets, multiple angles, Z seams, Y seams, puzzle seams, diagonals, intersection seams, slipped seams, and much more. Beginning with a photograph or sketch, Ruth walks the reader through each step--offering suggestions along the way.



### **#609 Quilting Curves: An Innovative Technique for Machine-Piecing Curves with Incredible Ease**

**By: Vikki Pignatelli**

Award-winning quiltmaker Vikki Pignatelli introduces a revolutionary method of quilting. Her easy techniques ensure that your designs come together quickly, with beautiful, graceful results--even for beginners. Ideal for machine quilters, Pignatelli shows you how to make wonderful, flowing curves and perfect star points without the tricky needle turn or precise piecing techniques. She demonstrates how to use a variation on her method for creating three-dimensional effects. Eight complete patterns help you master the technique before moving on to create quilts of your own design.




### # 613 Not your grandmother's log cabin

**By: Sara Nephew**

Shake up your Log Cabin with a 60° ruler! Best-selling Authors Marci Baker and Sara Nephew are back with a new slant on the Log Cabin. This

updated second edition includes 6 new patterns, for a total of 40 projects! A robust "design your own" section with setting shapes, alternate blocks, and border options will help you uncover infinite possibilities. Use the 10" Clearview Triangle ruler, also sold by C&T Publishing for fast and easy cutting.



### #615 Picture Piecing: Creating Dramatic Pictorial Quilts - creating dramatic pictorial quilts

**By: Cynthia England**

Picture Piecing is a unique technique that Cynthia developed to achieve detailed quilt imagery.

Many quilters assume it is just another name for paper piecing or foundation piecing, but Cynthia's approach is much more!

It looks like Paper Piecing, but it's not! What's different?

- No paper to pick out
- No fabric waste - cut out exactly what you need
- What you see is what you get!
- Can reuse the pattern
- Use a regular stitch length
- You can "chain stitch" in larger sections
- You can CHEAT!

### TRISPECTIVE THE 3-N-1 QUILT

### #614 Trispective

#### The 3-N-1 Quilt

**By: Flora Joy**

Customer Book Review: The book is filled with dozens and dozens of color illustrations that describe the step-by-step process for making this kind

of quilt. I have made one of these quilts, and the process is very sensible. This is a quilt that anyone should try who wants an interesting fabric project that is different and stunning. I decided to make one of these quilts using three of my family members and it turned out cute. This process is explained in an easy-to-understand manner.

