

# PINE TREE QUILTERS' GUILD OF MUSKOKA

P.O. Box 446, Bracebridge, Ont., P1L 1T7

Web page: [www.pinetreequiltersguildofmuskoka.com](http://www.pinetreequiltersguildofmuskoka.com)  
Email: [pinetreeguild@hotmail.com](mailto:pinetreeguild@hotmail.com)

Meetings at Bracebridge Memorial Arena,  
169 James St., Bracebridge, ON, 2<sup>nd</sup>, floor  
Second Thursday of the month 1 – 3pm

## PRESIDENT'S MESSAGE

What a crazy spring! It snowed on April 26<sup>th</sup> and I got my first bug bite on April 30<sup>th</sup>.

The pressure is truly on!! I am scrambling to finish my Anniversary "Design a Pine" challenge along with my resolution in time for the May meeting. I have been called back to work part-time at Rafters of Muskoka in Baysville and am assisting as an enumerator for the 2016 census. I certainly hope the sunny weather holds out over the next few days while we get the census forms delivered.

You probably won't receive this in time, but for all of those who are mothers, "Happy Mother's Day" next Sunday. By now, those of you who were at last months meeting are aware that I have agreed to stay on in the capacity of President for the next year to allow Nancy Lynch our Vice President, a much needed year of grace before she accepts the position. As I may have mentioned before, I am happy to do this as the position of President is not as onerous as I had anticipated. When you have capable people all around you, that work together well, the load is lighter. I have been blessed with a great executive.

I will let Barb Coburn inform you of the other slate of candidates for next years executive in her nominating committee report.

Let's also hope that we can finally put away our corduroy pants, wool socks and turtleneck sweaters. I look forward to seeing you at the May meeting and seeing all your completed resolutions!

Regards,

Margaret

### PINE TREE QUILTERS' GUILD

#### EXECUTIVE LIST 2015 -16

<b>Past President</b>	Barb Coburn
<b>President</b>	Margaret Gage
<b>Vice President</b>	Nancy Lynch
<b>Treasurer</b>	Sue Bogers
<b>Secretary</b>	Pat Northmore
<b>Program</b>	Joyce MacKay Donna Naylor
<b>Workshops</b>	Donna Brown
<b>Membership</b>	Kim Wynnott Barb Smith
<b>Library</b>	Jan McDonnell
<b>Newsletter</b>	Joanne Smith
<b>Outreach</b>	Jill Kieffer
<b>Hospitality</b>	Lynda Griffin Peggy Clark Gurry
<b>Historian</b>	Paddy Taylor
<b>Website</b>	Halina Dales

*Please refer to the membership list on the web for phone numbers & email addresses.*

## PROGRAMS

Submitted by Joyce MacKay and Donna Naylor

We hope you enjoyed Jen Houlden's trunk show, Creating with Colour. Jen's presentation took us from the Canadian Arctic to the Australian Outback showing how these two amazing locations influenced her choice of colour and inspired her quilt designs. For more information on Jen, visit her website at [www.quiltsbyjen.ca](http://www.quiltsbyjen.ca)

**MAY 12<sup>th</sup>** - Our May guest will be Rev. Kathryn Gorman Lovelady from Tiny, ON. She will be offering an international trunk show in which she compares and contrasts aboriginal quilt traditions with international quilting styles.

**The Big Reveal: Resolution showtime!!** So, who has finished the resolution projects they committed to in the fall? If not yet, you'll have to get busy as this is the month of the reveal. Please remember the plan: **If you have not completed your project and don't have it for Show and Share, you owe a fat quarter!** If you do show off your creation, your name will go into a draw with the others who completed theirs, and the winner receives ALL of the fat quarters.

**A reminder to our "white glove" volunteers for this month: Irene G, Kathy Mc, Tina B, Linda W, and Val J.**

## WORKSHOPS

Submitted by Donna Brown

Our Twisted Log Cabin Workshop was a great success. It was an opportunity for those who had not tried paper piecing to learn a new quilting technique, and for those who were familiar - to sharpen their skills. Everyone completed at least one twisted block and left with a clear understanding of options for attaching the blocks together to make a unique piece of work. I am hoping to see finished pieces in our upcoming Show and Shares.

**SEPT 9<sup>th</sup>** - September's guest will be **Joanne Core** from the Sarnia area. She will be presenting at the guild meeting and providing a workshop the next day. Her workshop will focus on **hand-turned applique and hand stitching**. A sample of her work will be available for viewing at the May meeting and sign up will take place at that time – the class size is a maximum of 10! Joanne will provide most supplies. Cost TBD.

## HOSPITALITY

Submitted by Lyn Griffin

Thanks so much to Sylvia Bouchard, Linda Wilkin, Donna Naylor, Sandy Rasmussen, Lynn McNeice, Leda Story and Doreen Jennings for the goodies that they provided for the April meeting.

**The following members have signed up to bring goodies for the May 12th meeting: Valerie Reid, Cathy Collard, Catherine Elliot and Barb Smith.**

The sign-up sheets for the Sept. 8th meeting will be at the registration desk, at the May meeting. Sheets **Jones, Marta McIntyre, Carrol** for Oct., Nov. and Jan. 2017 will be at the Sept. meeting.

**And a great big thanks to Marg Thomas** who has agreed to co-ordinate the Hospitality team next year and to all those who have volunteered to help. As the old saying goes – many hands make light work!

## MEMBERSHIP

Submitted by Kim Wynott & Barb Smith

Thank you to the 72 members who have already renewed their memberships for next year! If you need to check if you have paid, look on this month's attendance sheets - a highlighted name means you have paid. If you have not had the chance to renew, please bring your completed renewal envelope (and cheque!) to the May meeting. Still need an envelope? No problem, we will have them available at our meetings in May and June!

## NOMINATIONS COMMITTEE UPDATE

Submitted by Barb Coburn

The committee would like you to know that Margaret Gage has agreed to remain President for next year and Nancy Lynch will serve as Vice President. I am pleased that these ladies have made this commitment to our guild.

We still need someone to head the Hospitality Committee. This position is excellent for a co-chair situation. If you and a friend would consider taking on this responsibility then coffee time can continue.

Joanne McKinnon feels that she can no longer serve as our Guild photographer. We are in need of someone who can take pictures of our Show and Tell for the website. Joanne will be able to tell you what she does and will serve as a mentor.

You can get in touch with me at [barb@coburn.ca](mailto:barb@coburn.ca) or at 705 687-7076

**25<sup>th</sup> ANNIVERSARY  
PICNIC  
LUNCHEON**

*Pine Tree Quilters' Guild of  
Muskoka*

*Thurs. June 9<sup>th</sup>, 2016*

*Brooklands Farms,  
Butter & Egg Rd.  
Bracebridge*

*Cost \$25 (cheque only)*

**Tickets:** If you exchange a ticket with another guild member, please scratch your name off the back and put the new members name on it. ALSO, please let Judy Kobe know who you have exchanged tickets with. Thank you.

**25th ANNIVERSARY CHALLENGE**

**“Design a Pine”**

Any size, any type of item will be suitable as long as it is a “Design of a Pine”

Must be quilted.

*Must be completed and handed in at the May 12, 2016 Guild Meeting. To be displayed at the June 9, 2016 25th Anniversary Luncheon*

Please fill out a recipe card with the following information:

**Your Name**

**What the Challenge is**

**Measurements of the Challenge**

The Challenge should be put in a pillowcase or sheet (depending on size) and have your name on the pillowcase or sheet.

**The Challenge is to be handed in to Wendy Wight at the May 12th meeting.**


**PINE TREE QUILTERS'  
GUILD  
BUS TRIP**

**When: Wednesday, June 15, 2016**  
**Where: Quilt Canada 2016 –  
International Centre, Mississauga**

**DEPARTURE:** 7:30 am.  
(7:15am) Board Hammond Coach Bus  
Bracebridge –Walmart Parking Lot)

**RETURN:** by 6:30 p.m. Cost: \$65.00 per  
person –includes entry and bus.

Required # 33 (bus can hold 55)



**Bus trip is a GO!!**

There are still seats available!!  
Pick up in Bracebridge &  
**Gravenhurst!!**

Please let Sue know

**Schedule for the Day-  
Wednesday, June 15**

7:15 am. Meet in Bracebridge Walmart parking lot.  
(out from Dollar Store)

7:30 am. Depart by Hammond Coach. We are  
unable to wait so please be on time.

9:30 am Arrive at Quilt Canada, International  
Centre, Mississauga

3:30 pm. Board Bus for departure.

4:30 pm. Stop for Snack Break

6:30 pm. Arrive Bracebridge

There are food vendors at the International  
Centre. We cannot take food into the show due to  
contract obligations.

Unfortunately, we will be arriving too late and  
leaving too early to participate in workshops or  
lectures.

By the end of the April meeting we will need to  
have our required number of 33 firmed up for the  
trip to be a go. Of course the bus will hold 55. First  
come first serve.

Please make your cheque payable to Pine Tree  
Quilters' Guild of Muskoka.

**Cheques will not be cashed until the trip is a  
definite go. Once we have the required number  
we will cash the cheques and you are committed  
to the trip. If you need to cancel you will need to  
find someone to go in your place.**

**If you have any questions please call or email  
me. Sue Bogers 705 684 9389  
slbogers@gmail.com**

## WEBSITE

by Halina Dales

<http://www.pinetreequiltersguildofmuskoka.com/>

The website has been updated to include a menu item for the 'Quilt Show'.

Under the Quilt Show menu item, you will find 'Boutique Ideas' and the quilt show updates from the monthly newsletters. In the future, the Quilt Show menu will house things like entry forms, categories, how to make hanging sleeves, etc.

Under the 'Members Only' menu item you will find a document with all the responses to the two questions asked at the April general meeting. The Members Only Menu Item requires a password. For those who have forgotten the password, Joanne has sent it in the covering email for this newsletter.

## QUILT SHOW 2017

By Halina Dales

**Quilt Show 2017 Pinetree Quilters Guild of Muskoka**

**Friday June 2nd from 10 a.m. – 5 p.m.  
Saturday June 3rd from 10 a.m. – 4 p.m.  
At the Bracebridge Memorial Arena**

### Changing the Venue

It was a difficult decision to move the Quilt Show from the Fairgrounds to the Arena. There have been so many successful shows at the fairgrounds which boast of course, plentiful parking. The main factor for the move was that the arena provides more room to try out new ideas. There are parking concerns – especially for Friday – but we are confident that in working with the arena staff the parking issue can be overcome. We will try the

arena for this quilt show and then at the end evaluate the pros and cons of changing the venue.

### This is What You Said

At the April general meeting we asked for your feedback on two questions. We have responses from over 20 members. Here are some highlights.

#### **1. What Would Make the Quilt Show Great for Attendees?**

- Places to sit; Food, food, food; shopping; arrows to show you where to go
- Demos & how-tos; small workshops
- Door prizes, raffles, silent auction, small take-aways
- Displays (e.g. antique sewing machines)
- Discount tickets and free admission
- Publicity and advertising.

#### **2. No Quilts.No Show. How do we encourage more people to show their work?**

- Revised quilt categories and coding (e.g. hand quilted vs. machine, modern etc.)
- For those hesitant to show their work have: First time showers or Mystery quilters or No Name Quilters or Novices
- Use Intention Forms. i.e. I intend to show 'x' number of quilts.
- If you 'Sew and Share' at a meeting – commit to displaying at the show
- Prizes /raffles/ribbons for entries
- Count everything (e.g. quilt artists displays)
- Communicate often and early

Thank you to one and all for answering the two questions. Your feedback will shape your show.

All the responses are available for viewing on the website under the 'Members Only' menu tab. If you have forgotten the password to 'Members Only', Joanne has re-sent it in the covering email for this newsletter.

### **What's Next**

The planning committee is meeting monthly to answer questions like:

- \* What is the theme for the show?
- \* What do we need to do when.
- \* How much space do we need for merchants, boutique, café etc.
- \* Which merchants will be invited?
- \* How should we advertise and with whom?

## ***Your Input Shapes Your Quilt Show***

**Your ongoing input is important. The 'Quilt Show Idea Drop Box' will be at each general meeting to gather your ideas. Do not hesitate to email or call me or any other member of the quilt show committee.**

## **QUILT TURNING**

submitted by Judy Kobe and MaryLou Hamilton

### **DID YOU KNOW?**

Antique quilts have been found in the strangest of places. They have been used as batting for newer quilts and as coverings for furniture in storage. Sometimes they are packed away, never used, just waiting for their day to shine.

Their time is coming. At our 2017 Quilt Show, we are having a Quilt Turning and are looking for a dozen more quilts made pre 1967. The antique bed is ready, so please check your blanket box, linen closet and Grandma's cedar chest. Please contact Mary Lou Hamilton or Judy Kobe if you find one of these quilts. We especially love the stories that come with these treasures and so do our visitors.




## LIBRARY

Submitted by Jan McDonnell

- Don't forget that our June meeting is a potluck so if you have books that you wish to return, do so in May! Also if you want to borrow a book or two for the summer, be prepared to do that at our May meeting.


**We've been shopping! Here are some new books you may want to check out:**



**# 636 Masters: Art Quilts, Vol. 2: Major Works by Leading Artists**

**By Ray Hemachandra and Martha Sielman**


A follow-up to the hugely successful Masters: Art Quilts. Fully international in scope, it features approximately a dozen quilts for each artist. The pieces showcase the leading techniques, trends, and themes in contemporary quilting, along with a wealth of themes, including portraiture, nature, abstraction, realism, and political commentary.



**# 637 Zen Quilting Workbook: Inspired by Zentangle**

**by Pat Ferguson**

Full size paper-piecing patterns are provided for 13 delightful sewing room blocks in both 4" and 6" sizes. Motifs include a rotary cutter, sewing machine, seam ripper, and button jar.




**#638 First Time Tangle Quilting: Step-by-Step Basics Plus 4 Projects**

**By Jane Monk**

Get the basics of Tangle drawing and learn how this artform can be used to create this popular art on fabric. The basics of tangle drawing are taught step-by-step, followed by several tangle designs. Four small-scale projects, including a uniquely shaped pin cushion, hand-stitched journal cover, and mini quilts, give you an opportunity to try out tangle stitching.





**#639 Serendipity Quilts: Cutting Loose Fabric Collage**

**By Susan Carlson**


Save those scraps! Discover the joy and freedom of creating collage-style quilts without rules and measurements. Get hands-on instruction from an award-winning artist who believes creating with your instincts will produce gorgeous results every time.



**#641 Spectacular Scraps: A Simple Approach to Stunning Quilts**

**By Judy Hooworth and Margaret Rolfe**


Fifteen gorgeous patterns offer an innovative approach to making scrap quilts, using one simple four-patch block. Special methods are included for using two color families to add dimension.



**#640 StrataVarious Quilts: 9 Fabulous Strip Quilts from Fat Quarters**

**By Barbara Persing and Mary Hoover**


Join the strip club! Just cut strips, join, slice, and sew to make quilt masterpieces. Easy directions for creating strata, panels of fabric strips. Create strata, panels of fabric strips sewn together, and then use them to piece beautiful blocks. Attention fabriholics! This is the book for you--search your stash for strata striations!



**#642 Design Art Deco Quilts: mix & match simple geometric shapes.**

**By Don Linn**


Make a bold artistic statement with your own one-of-a-kind Art Deco quilt. Mr. Quilt shows you how to create a masterpiece, from choosing the right fabrics for an authentic Art Deco look to estimating yardage, cutting fabric and planning your piecing.



**#643 Passionate Patchwork:**  
over 20 original quilt designs

**By Kaffe Fassett and Liza Prior Lucy**


One of the world's most recognized and admired decorative artists, Kaffe Fassett incorporates his stunning patterns into this collection of patchwork quilt designs. These gorgeous designs include everything from full-sized quilts to custom covers and baby quilts. Includes more than 200 full-color photos and drawings.



**# 645 Millefiori Quilts**

**By Willyne Millefiori**


A book for every quilter's library; there are 183 pages of truly exceptional and inspiring quilts by the super talented Willyne Hammerstein. She creates most of her quilt designs around the hexagon shape, which she is especially fond of. The name comes from the quilt's likeness to Venetian crystal sulphurs called 'Millefiori'.



**#644 Art Quilt Portfolio:**  
People and portraits: profiles of major artists, galleries of inspiring works.

**By Martha Sielman**

What could be more fascinating than the human face, filled with emotion, mystery, and history? This is the second book in the Art Quilt Portfolio series. Gallery sections display the work of more than 100 quilters, while 21 featured artists receive in-depth treatment, including images of their finest pieces and illuminating interviews about their practice.



**#646 Millefiori Quilts 2**

**By Willyne Hammerstein**

After the huge international success of Willyne Hammerstein's first book, here she continues the extraordinary English Paper Piecing work in complex assemblies. The result is quite spectacular and thousands of fans who have already succumbed to the famous Passacaglia will find new challenges in this exceptional book!