

# PINE TREE QUILTERS' GUILD OF MUSKOKA

P.O. Box 446, Bracebridge, Ont., P1L 1T7

Web page: [www.pinetreequiltersguildofmuskoka.com](http://www.pinetreequiltersguildofmuskoka.com)

Email: [pinetreeguild@hotmail.com](mailto:pinetreeguild@hotmail.com)

Meetings at Bracebridge Memorial Arena,  
169 James St., Bracebridge, ON, 2<sup>nd</sup>, floor  
Second Thursday of the month 1 – 3pm

## PRESIDENT'S MESSAGE

As I spend my last week enjoying the warmth of the Florida sunshine I am not looking forward to heading back to the snow and cold of Muskoka but unfortunately all good things must come to an end.

As we drove into Venice I noticed a small sign announcing a quilt show that weekend. Yes, Marta, those road signs do work! It was great to see that hanging beside all of the beautiful quilts made by experienced quilters were a good number of beginner quilts. Some may not have had perfectly pieced points or sides of equal length but they were a charming addition to the show. They served as a reminder that we all had to be brand new quilters. With this in mind, I encourage all of our beginner quilters to contribute their quilts to our June show.

I am looking forward to our April meeting when we host the Haliburton Quilters' Guild. I hope that all of you can attend to help repay the very gracious hospitality we received when some of us attended one of their meetings. They won't reveal what they plan to present to us but judging by the enthusiastic group we met in October it should be a fun filled afternoon.

I am still trying to figure out what happened to my report for the March newsletter. I know I wrote one but somehow it didn't make it from Gravenhurst to Bracebridge. Will it turn up somewhere on the side of the highway after the snow melts?

I spent this morning at an incredible quilt shop in Dunedin. Now I am anxious to empty the bulging bag and enjoy checking out my purchases before I stow them away for the trip home.


Barb

## PROGRAMS

Submitted by Marianne Meeuwisse & Mary Reimer

**APRIL 10 - Haliburton Quilters' Guild** will be here to present a trunk show with a "Surprise" at the end. Come and enjoy a visit with fellow quilters from another guild.

**MAY 8 - A Mother's Day tea.** We have invited *Tiffany Tuttle*, a young quilter from the Toronto area who will present a trunk show for us. We will come to this tea with our hats, gloves, etc and enjoy tea and goodies around the tables. Get out your fine bone china cups and teapot! More details in the May newsletter. You mother /daughter is invited.



## QUILT SHOW

Submitted by Marta McIntyre

**DO NOT forget your completed entry forms for the April guild meeting.** Make yourself a copy of it too. Preparations for the show are well underway. The volunteer sign up sheet will be available at the April meeting. Remember ... if you enter a quilted item, you are expected to volunteer during the show. There are many jobs to do and lots that require sit down people too! We will need lots of help doing 2 hour shifts. Thank you very much to Joanne Smith for filling the advertising committee position! Don't forget the entry forms are available on line. Hope everyone is busy getting those sleeves on their quilts. If you have any questions, please ask. If there is no sleeve on large quilts, we cannot hang them up. Happy quilting!

Thanks Joanne, Marta

## BOUTIQUE

Submitted by Marianne Meeuwisse

Three more months, till spring you say? No, till we have our QUILT SHOW.

First of all **a big Thank You** to the Pine Tree members who have so generously donated their time and effort with beautifully made articles.

To be able to have a well-stocked booth we are appealing to the whole guild to get thinking and sewing.

The boutique is a small part of the quilt show, but raises a lot of money which gets used for the benefit of us all.

Wendy Beverly and Marianne will be at the Boutique table on April 10 to show some of the items already made and to receive your contributions.

Thanks  
Wendy & Marianne

## CLICK ON IT

Submitted by Dianne Gronfors

<http://www.mollyflanders.blogspot.com/2012/01/how-to-make-that-block.html> - a string and kite block with two layout variations.

<http://mollyflanders.blogspot.com/2010/08/tutorial-spike-border.html> - a modern twist to the traditional sawtooth border.

## MEMBERSHIP

Submitted by Rosemary Carrington

In March we welcomed new member, Margie Sharples and 16 guests with a total of 97 people attending the meeting.

## **RENEWALS**

Our year runs from July 1, 2013 to June 30, 2014.

## **PAYING BY CHEQUE**

- please make your cheque payable to Pine Tree Quilters' Guild of Muskoka
- post date to July 1, 2014
- in the amount of \$25
- cheques will not be processed until July 1, 2014
- hand in at Membership Desk at April, May or June meetings and pick up new membership card

## **PAYING BY CASH**

- if you prefer to pay by cash, please pay at the June meeting and pick up your new membership card

The June meeting will be a very busy one with a Potluck at the same time. Paying with a postdated cheque should help to alleviate congestion at the Membership Desk at this meeting.

## FRIENDSHIP FLAGS

Submitted by Marianne Meeuwisse

Two months left in our challenge!

We are getting there! Every meeting when the flags get hung up it is so exciting to see them brighten the meeting room.

This is not only a challenge to our guild; it is also a means of support for some of our members who are going through challenging times in their life.

The friendship, caring and sharing of our compassion comes from the colourful and beautiful flags hanging around the room during our meetings.

If you have thought about making some flags, but not acted on your thoughts; please do so now! We are almost around the room, and we can always go across again!

These colourful decorations will also be hanging between the quilt racks during the quilt show.

There was a question at the March meeting about the size of the flags, so here is a repeat of the instruction to get you thinking and sewing.

You can make them from colourful fabric, share a message or do whatever you like on the flags.

Please put your name on the back if you want them returned to you in June.

Marianne Meeuwisse

**The finished Prayer/Friendship flag should measure 6"x 8", with 6" being the top.**

### **FABRIC REQUIREMENTS:**

Option 1: two pieces 6 ½ " X 8 ½ "

Option 2: one long piece 6 ½ " x 16" (see step 1 for design direction)

Both Options: 16" x 1 ½ " long strip for the binding /tie (Please do not use bias binding as it is stretchy)

There will be a number of flags on each bunting and we have to take weight into account. We'd also like the flags to hang softly and not be stiff. For this reason please bear the following in mind:

- No batting between layers.
- If appliquéing your design on, please use **lightweight** materials for fusing.
- If using buttons or any other sewn on items, please keep them to a minimum.
- If using fabric ink use the washable and iron-able kind, and be sure to heat seal it. Please do not use puff fabric ink or the fabric pens that are not iron-able.

## OUTREACH PROGRAM

Submitted by Joanne Smith

Due to the upcoming Quilt Show and the busy summer season (yes, it will eventually come) we are going to schedule the next Cuddle Quilt Workshop for the fall.

There will be cuddle quilt top kits available at the back of the room every month. Please take one or two home to sew up!! All fabric is supplied, is already cut and the pattern with them. Just make them up at your own convenience and return them when done!

## **BY-LAW REVIEW**

Submitted by Judy Parker

### **Why are we revising our Bylaws?**

There are proposed changes to Ontario's Not-for-Profit Corporations Act (ONCA) introduced in the Legislature back in June 2013. These are pending review and approval.

### **How did we develop these changes?**

ONCA has developed a draft bylaw incorporating all the proposed changes. This draft was reviewed to identify items that should be included (in some cases verbatim) in the Pinetree Quilters' Guild bylaws. In addition, the bylaws of 10 other quilt guilds in North America and 2 Probus local groups were reviewed. The best ideas/wording that reflected the direction of our Guild was selected for inclusion. A draft will be presented to our Executive at their April 2014 meeting. Any minor changes will be added to the final draft and will be presented to the membership for approval at our June 2014 Annual General Meeting. The proposed Bylaw amendments will be published in our May newsletter so that you will have time to read them.

### **What are the major changes that have been incorporated?**

1. Specifics about the objectives of the Guild
2. Agenda of the Annual General Meeting
3. Definition of a quorum for both member and Executive meetings
4. Inclusion of proxy voting and voting by other means
5. Description of member benefits
6. Discipline of members and/or Executive members
7. Financial accountability
8. Updated list of Standing Committees
9. Removal of job descriptions from bylaws (will be kept in policy and procedure manual so they may be updated as needed)
10. Declaring Conflict of Interest for Executive Members

11. Terms of Vice-President, President and Past-President
12. Remuneration
13. Eligibility criteria for Officer positions
14. Dissolution of the Guild if ever needed


Most of these changes are mandatory under the new ONCA rules so when the legislation is passed we will be ready. I want to thank the committee for their hard work over the past 6 months.

## **LIBRARY**

Submitted by Halina Dales

***This month we are adding 6 books to the library – 1 donated and 5 new.***


***Hope you find something of interest in these additions***



**#480 Backyard Birds:  
12 Quilt Blocks to Appliqué from Piece O' Cake Designs**

by Becky Goldsmith, Linda Jenkins

Appliqué lovers, you'll want to make all 12 of these endearing blocks featuring robins, cardinals, orioles, and other feathered friends from the back yard. Designed in the lively Piece O' Cake style by Linda Jenkins and Becky Goldsmith, these blocks are bursting with fresh colors and are easy enough to be fun for stitchers of all levels. Pattern pack includes a 16-page instruction booklet and full-size patterns for 12 blocks, plus appliqué borders that make a 52" x 65" quilt and instructions for a 4 block 39" x 39" quilt. Or mix and match your favorite blocks to perk up quilts, pillows, tote bags, or apparel.




### #481 Crazy Quilt Décor

By J. Marsha Michler

Quilters will follow the author's innovative techniques and step-by-step instructions for creating over 50 crazy

quilt home decor projects in popular themes such as Oriental, Victorian, folk art, country, western and whimsical. Featuring an excellent selection of projects for the home, including small quilts, window treatments, chair and table covers, pillows, baskets, picture frames and lampshades, this book is well worth the investment. Quilters will learn several methods of crazy quilting, including topstitch appliqué, confetti piecing, the antique method, one-layer topstitch appliqué, the heirloom method, the Collage method and the stained glass method.




### #483 The Quilter's Color Scheme Bible: More than 700 stunning color combinations

by Celia Eddy

This unique book features over 700 stunning color variations for

a wide range of traditional and contemporary quilting and patchwork designs, from nine-patch and fan blocks to appliqué, stars, and octagons.


What you'll find here is a brief introduction to the theory and language of color, with the basics of color theory explained in a down-to-earth and user-friendly way. Having that information under your belt will make it easier to decide why certain color combinations work and others don't, and allow you to mix and match colors to achieve the finish quilts you're aiming for.



### #482 Better Homes and Gardens 501 Quilt Blocks: A Treasury of Patterns for Patchwork & Appliqué

by Sylvia Miller

A treasury of patterns for patchwork and appliqué. Here, quilters will find 501 pieced and appliquéd quilt blocks, easily customized for unique, personalized themes. Plus, 40 step-by-step projects for using blocks in the form of wearables, personal accessories, and home and seasonal decorations are included as well as 500 full-color photos and 600 line drawings.




### #484 Pineapple Stars: Sparkling Quilts, Perfectly Pieced

by Sharon Rexroad

Question: What do you get when you cross a Lone Star with a Pineapple? Answer: A Knockout Pineapple Star

Quilt! Author Sharon Rexroad believes anyone can learn to piece dazzling pineapple stars, and she proceeds to teach quilters how, using plain, print, or mix-and-match fabrics. Her book offers readers tremendous flexibility--"they can make any project in six sizes, and can create different looks by changing fabric choice. The book's helpful workbook style takes quilters from easy paper-pieced construction (where every diamond is a perfect one) through designing individual projects.



## #485 Joen Wolfrom's Magic Design-Ratio Tool

by Joen Wolfrom

Eliminate the guesswork! Based on seven fundamental design ratios, this handy tool shows the measurement conversions you need to determine the ideal scale and visual balance for your

project. Beautiful photos for each ratio are included with complete instructions inside.

**June 11 – 14, 2014**

## QUILT CANADA 2014

Brock University,  
St. Catharines, ON

Speakers, workshops, various shows including a National Juried Show where the “cream of the crop” of Canadian quilters will be on display, and a merchant mall with close to 60 booths.

Admission to the National Juried Show for a single day is \$10 online (\$12 @ door), or a multi-day pass is \$25 online (\$30 @ door)

For more info –

<https://www.eply.com/QuiltCanada2014>

<http://www.canadianquilter.com/pdf/quilt-canada-2014/2014-Handbook.pdf>

<http://www.canadianquilter.com/>

## UP COMING EVENTS

**April 12 & 13, 2014**

### ORILLIA QUILTERS GUILD QUILT SHOW

10 – 4pm

Trillium Manor

12 Grace Ave, Orillia

\$5 admission (men free)

Tea room, boutique, vendors, raffle etc.

**May 3 & 4, 2014**

### QUINTE QUILTERS GUILD

10 – 4pm

Quinte Curling Club

246 Bridge St W.,

Belleville, ON

\$6 admission (men free)

Guest artist – Joan Rieve

Antique quilt display, textile artwork, wearable & accessories display, merchant's mall, raffle, quilt sales, scissor sharpening etc.

[www.quiltequiltersguild.ca](http://www.quiltequiltersguild.ca)

## ORILLIA QUILTERS GUILD

### BUS TRIP to

## QUILT CANADA

**JUNE 11, 2014**

A bus will be travelling to Quilt Canada, taking place at Brock University, St. Catharines on **June 11, 2014**. The cost **is \$40.00 per person which includes ticket into the event**. Pick up will be at the old Walmart parking lot in Orillia at 7:15am and also at Hwy. 11 and Hwy 93 parking lot by approx. 8:00 am. Money must be paid to reserve your seat. Call Pat Hill for more info and to get your name on the list! 705-327-8906