

PINE TREE QUILTERS' GUILD OF MUSKOKA

P.O. Box 446, Bracebridge, Ont., P1L 1T7

Web page: www.pinetreequiltersguildofmuskoka.com
Email: pinetreeguild@hotmail.com

Meetings at Bracebridge Memorial Arena,
169 James St., Bracebridge, ON, 2nd, floor
Second Thursday of the month 1 – 3pm

PRESIDENT'S MESSAGE

Our President has just left on a long vacation – I hope some place nice and warm!

YOU KNOW YOU ARE A QUILTER WHEN...

There's more fabric in the house than food

"Fat Quarters" are not the heaviest part of your body

Your ironing board is always set up, but you never iron clothes

You pet fabric

People are always picking threads off of you

You can measure a scant ¼ inch by eye

"Featherweight" doesn't mean boxer

Your "UFOs" are not from outer space

You clean up your sewing room and your family think you are leaving

You have a "stash" and it isn't illegal

PROGRAMS

Submitted by Marianne Meeuwisse & Mary Reimer

MARCH 13 - Patti Carey, designer and quilter at Northcott Fabric will be our speaker and present her trunk show, "Quilts from Unusual Fabrics".

Patti will be billeted by Heather Ingram. A potluck for Patti at Heather's home on March 13th is open to all members. If you would like to attend, please contact Heather Ingram.

Bring a "show and Tell" item to share with the potluck group.

APRIL 10 - We will welcome a large group of Haliburton Highland sister quilters to our meeting.

The content of their program is still a surprise! Come and enjoy!

WORKSHOPS

Submitted by Marta McIntyre

MARCH 14, 2014 – Double wedding ring (the easy way) by Patti Carey - There are still a few spaces left for Patti Carey's double wedding ring workshop on March 14. Cost is \$40. **Note that this workshop will be held at the arena, NOT the sportsplex.** It is from 9 – 4.

QUILT SHOW

Submitted by Marta McIntyre

Hope everyone is busy finishing up those quilts for the upcoming show. It is only 3 months away. New revised entry forms are available this month. The deadline for returning them is our April guild meeting. Bookmarks are also available to be distributed wherever you are. This will help with the advertising of the show.

We still have had NO volunteer to take on the advertising role. Remember that this show is only as successful as you, the member, want it to be. Without our volunteers, there would be no successful show. Please help if you can! And thank you to those committee volunteers that stepped forward to make this show a great one!! There will be a list available for those who could help during the show at the April guild meeting, where you can sign up to put in a few hours. Remember...many hands make light work!

BOUTIQUE

Submitted by Marianne Meeuwisse

As mentioned before, there will be a table at the back of the meeting hall to display and receive donations to the Boutique.

We are trying to show different items each month.

Pine Tree members have already been very generous in donating I pad covers, a Tablet cover, mini mystery quilts, 8 potholders and a sewing machine pedal cover which makes your foot pedal stay in place and the first Mugbag.

The appliqué group brought 28 adorable thread catchers. They are very similar to the Japanese Triangular gift bags that were demonstrated at the last meeting.

The thread catchers can also be used to hold small items on your dresser. Some are embellished and all of them are very decorative.

A huge thank you to the ladies of the appliqué group!

Keep it coming ladies, we welcome all your ideas and are very thankful for your contributions.

FRIENDSHIP FLAGS

Submitted by Marianne Meeuwisse

It is so amazing to watch the chain of flags grow at each meeting. We are well on our way to meet the challenge to go all the way around the room, and maybe even more, by May, another three months! More than three sides of the hall are covered with colourful flags and they are a joy to look at.

We now have 196 flags contribute by many different members. **Can we try for another 20 to tie to the chain for the month of March?**

Thank you ladies it is wonderful.



To Boston with Love exhibit will indeed be re exhibited this April to honor the one year anniversary of the Boston Marathon tragedy.



CLICK ON IT

Submitted by Dianne Gronfors

<http://sewinlovewithfabric.blogspot.ca/p/tutorials.html> - a collection of tutorials from a variety of different blogs. While on each blog, check out their own tutorial link as there's sure to be many more ideas.

<http://sewlicioushomedecor.com/sew-thankful-series-zipper-pouch-tutorial-day-28/>
21 different zipper pouch patterns

<http://www.quiltdesignnw.com/quilting-tips-free-quilt-patterns.htm> and

http://www.quiltdesignnw.com/Fav_Links.htm - free tips, blocks, patterns and other links to check out.

MEMBERSHIP

Submitted by Rosemary Carrington

We welcomed two new members at the February meeting. Suzanne Hodgkinson and Joan Harpham. We hope you will enjoy the monthly meetings, guest speakers, a variety of workshops and other activities - such as the Quilt Show coming up in June. This brings our total membership to 155. We have put together a new members booklet that includes information about the Guild. The booklet will be presented to the new members at the meeting. Pine Tree Guild pins are on sale at \$2.

LIBRARY

Submitted by Halina Dales

BRAND NEW!

1. **DVDs**

My favorite four-letter word is DEAL!! And did I get a deal!!

I have been tracking the cost of the 'Quilting Arts Magazine' CD collections. Earlier in the year, I almost bought some CD's but found that the shipping costs were way toooo much! But then, for just a couple of days, selected DVD's were \$5 a download. **The library now has DVD's for the Quilting Arts Magazine from 2001-2008.** Of course, I will keep my eyes open for a similar deal for more recent years.

At the same time I also bought 2 DVD downloadsone on Art Quilt Design, and the other on a unique shibori technique.

Based on communication with the supplier, downloading and creating a CD for the library is AOK. The packaging of the DVD's is not pretty - since I did it myself. But the contents should be inspiring.

2. **Another Copy of Tula Pink's 100 Modern Blocks**

At last month's meeting, Maurene Hammond showed her wonderful quilt based on the Tula Pink book. After 'Sew and Tell', I had sooooo many people ask me for the book! So I have ordered another copy for the library. Let's hope it gets here in time for our meeting. Maurene gave me a 'book report' - check it out below.

3. **Two new books:** one on *Spiral Mandala Quilts and Triple-Play Scrap Quilting*



Quilting Arts Magazine – CD Collections

Get basic to advanced level tips and techniques for improving your quilt art!

Each issue includes technique articles on topics ranging from surface design to free-motion quilting, embellishment, and more. The clear step-by-step instructions, profiles on innovative quilt artists, exhibition galleries, and high quality photographs of cutting-edge fiber art are sure to inspire. It will revolutionize your art quilts by placing no boundaries on your creativity.


DVD 14 - 2001 Quilting Arts Collection
Enjoy all 4 issues.

DVD 15 - 2002-2003 Quilting Arts Collection
Enjoy all 8 issues.

DVD 16 - 2004-2005 Quilting Arts Collection
Enjoy all 8 issues.

DVD 17 - 2006 - 2007 Quilting Arts Collection
Enjoy all 10 issues.


DVD 18 - 2008 Quilting Arts Collection
Enjoy all six issues.



DVD 19 - Art Quilt Design: Strategies for Success (video)

by Carol Taylor


Learn how to work with textured fabrics of all kinds to create wall hangings—while balancing color, size, and value to make your design flow smoothly from light to dark, as in so many of Carol’s award-winning quilts. Fused assembly makes the process fast and easy and gives you hands-on practice at placing your values in the proper order. After a quick introduction, Carol teaches her technique via a small sample “Arc-i-texture” project. Learn the secrets of couching to enhance your piece, and discover how to create Carol’s trademark “perfect” concentric couched circles. Delve even deeper into the design process with a close look at how to incorporate value. And finally, learn Carol’s finishing technique using facings rather than bindings, plus a creative approach to sleeves. Carol’s simple techniques yield striking results.



DVD 20 – Shape Shifting: Using Shibori to Mimic Pieced and Appliqued Shapes

By Malka Dubrawsky

This workshop teaches the basics of itajime or clamped shape resist. We will explore the possibilities for combining this shibori technique, fiber reactive dyes, discharge methods, and commercial fabrics. The workshop discusses dyeing and discharging with clamped resists, as well moving back and forth between these processes. The goal of this process is to craft fabrics whose patterning is reminiscent of pieced or appliqué shapes.




477 Triple-Play Scrap Quilting: Planned, Coordinated, and Make-Do Styles

by Nancy Allen

Discover clever, beginner-friendly strategies for showcasing the abundance

of quilt fabrics available today--as well as the fabrics in your stash. Choose from nine quilt patterns that are "each" shown in three different colorways: "coordinated scrappy," "planned scrappy," and "make-do scrappy". Learn tips, tricks, and techniques including paper piecing, appliqué, alternatives for making half-square triangles, strip piecing, chain piecing, and more. Create patchwork quilts that use fat eighths, fat quarters, and yardage, as well as pre-cut strips and squares




#478 Magnificent Spiral Mandala Quilts

by RaNae Merrill

In her follow-up to *Simply Amazing Spiral Quilts*, RaNae Merrill brings you even more spiral possibilities. From bold, kaleidoscopic stars bursting with color to delicate ribbons

swirling around a lacy mandala, you can use RaNae's instructions to foundation piece the quilt of your dreams. Whether you simply want to follow one of RaNae's breathtaking quilt patterns, or start from scratch to create your own unique spiral mandala design, this book contains everything you need.



#479 100 Quilt Blocks from the House of Tula Pink: Modern Blocks as Unique as You (2nd Copy)

by Tula Pink

Maurene Hammond

made the Trellis Quilt for her 16 year old grandson out of black, off-white and rust one flannels. Maurene showed this quilt at our February meeting. Here is her 'book review':

"This book has 2 amazing strengths. It is a great introduction to Modern quilts by a young artist, fabric designer and quilt designer, Tula Pink. She calls her style Modernitional, a meeting place of modern and traditional. The second aspect is all her quilts are quilted by a young machine quilter, Angela Walters. Angela is at the forefront of the modern quilting movement. She has several published books as well as she is featured in Craftsy as an instructor. Both have a huge presence on the web. Tula has a website that sells her fabric and kits of her quilts. www.ihearttulapink.com. Many are sold out as she is very popular. She had a feature article in American Patchwork and Quilting Magazine – October 2013.

It is a great way to be introduced to a more modern quilting style which will appeal to the younger crowd, aka as grandchildren, as it also expands your own horizon. Because you choose which of the 100 blocks you will include in your quilt and then how you will quilt it. This book challenges you to be very creative and make the quilt your own.

I really like the book and would strongly recommend it.'

OUTREACH PROGRAM

Submitted by Joanne Smith

CUDDLE QUILT WORKSHOP

THURSDAY, MARCH 20th

9:30am – 3pm

BASEMENT of Bracebridge Lions Hall, 325 Fraserburg Rd., next to the fairgrounds.

Door to basement is on the “fairgrounds side” of the building. Please park in parking lot and walk around building to opposite side. Do not use the front door.

Stay as long as you can – an hour or two or stay the whole day! Bring your lunch. Coffee and tea will be provided.

We need sewers (with their machines, pinners, cutters, ironers, members to tie quilts, and lots of ladies just to help out where needed.

UP COMING EVENTS

April 12 & 13, 2014

ORILLIA QUILTERS GUILD QUILT SHOW

10 – 4pm

Trillium Manor

12 Grace Ave, Orillia

\$5 admission (men free)

Tea room, boutique, vendors, raffle etc.

May 3 & 4, 2014

QUINTE QUILTERS GUILD

10 – 4pm

Quinte Curling Club

246 Bridge St W.,

Belleville, ON

\$6 admission (men free)

Guest artist – Joan Rieve

Antique quilt display, textile artwork, wearable & accessories display, merchant’s mall, raffle, quilt sales, scissor sharpening etc.

www.quiltequiltersguild.ca

DID YOU SPOT ALL THE PATCHWORK MOTIFS THROUGHOUT THE OLYMPICS?

Submitted by Joanne Smith

I am a huge fan of watching the Olympics... it was made even more fun to watch this year as I tried to spot all the different color variations of the patchwork motif and all the different places they could be found! I totally loved the rainbow jackets the volunteers were wearing!! I knew it wouldn't take long for a quilter somewhere to reproduce the pattern... to my surprise it was Hoffman Fabric! Check it out!!



Awesome! It's called “When Bali Met Sochi” – made with 29 different Hoffman Bali Batiks, Hoffman hand-dyes and Hoffman screenprints. The *free* pattern can be found here <http://www.hoffmanfabrics.com/content/content-article.asp?ArticleID=201>