

# **PINE TREE QUILTERS' GUILD OF MUSKOKA**

P.O. Box 446, Bracebridge, Ont., P1L 1T7

Web page: [www.pinetreequiltersguildofmuskoka.com](http://www.pinetreequiltersguildofmuskoka.com)  
Email: [pinetreeguild@hotmail.com](mailto:pinetreeguild@hotmail.com)

Meetings at Bracebridge Memorial Arena,  
169 James St., Bracebridge, ON, 2<sup>nd</sup>, floor  
Second Thursday of the month 1 – 3pm

## **PRESIDENT'S MESSAGE**

Submitted by Barb Coburn

It appears that winter has arrived with a vengeance. However, it didn't deter almost 60 members from attending the very successful December pot luck lunch. I think most of us would agree that Reba's cheese reindeer was a highlight of the table.

With winter concerns in mind I would like to remind everyone that we do not cancel our meetings in the event of inclement weather. The arena is open to all who can make it there. In case the program part of the meeting has to be cancelled it is suggested that you bring some handwork.

I am not a big proponent of New Year's resolutions but I have made one this year. I am going to try to reduce the pile of UFOs that never seems to get any smaller. My one concession to Boxing Day sales was to purchase some fabric to fulfill my intentions.

I trust that you had a very enjoyable holiday season with family and friends. Now that the decorations are stashed away for another year we can all settle down to several months of serious quilting. You may have to close the curtains so you don't have to look at what is happening outside, unless you are a snow bird enjoying the sunny south.

Barb

## **PROGRAMS**

Submitted by Marianne Meeuwisse & Mary Reimer

**JANUARY 9** - Sue Bodis and Wanda Milankov from "Thimbles and Things" are entertaining us with their personal Quilt Story.

**FEBRUARY 13** - 15 minute demo's for Boutique items

**MARCH 13** – Patti Carey of Northcott Fabrics, talk and truck show

## **WORKSHOPS**

Submitted by Marta McIntyre

**JAN. 10, 2014 Square in a square workshop.**

This month's guests are Wanda and Sue from Thimbles n things, who will be giving us a fantastic trunk show followed by the workshop on Friday at the Sportsplex from 9 – 4. The workshop is full but I do have a waiting list.

**MARCH 14, 2014 – Double wedding ring (the easy way) by Patti Carey** - There will be a sign up sheet at the meeting for this workshop. Patti will be showing us a new way with the double wedding ring. The price for this workshop is \$40. The workshop is on Friday March 14, 2014 at the Sportsplex.

## **QUILTSHOW**

Submitted by Marta McIntyre

The holidays are over now. Its back down to business! Hope everyone is busily quilting, preparing for the upcoming quilt show on June 6 & 7, 2014!! This year's show is going to be better than the last thanks to our member entries. Happy Quilting!!

## BOUTIQUE

Submitted by Marianne Meeuwisse

Our Quilt show is 6 months away and it is time to seriously start thinking about preparing for this.

From January on there will be a table in the meeting hall where we are able to receive any item you would like to donate to the Boutique. There will be someone at the table and please don't just put your donation down, we like to keep track of who you are to be able to properly thank you!

As was explained before, the boutique is part of but still separate from the Quilt show.

It is like a small store where we sell quilted and quilt related items, donated by the members.

We are looking for anything you can think of, which may appeal to someone else.

Children's clothing, small quilts, table cloth, placemats, tea cozy's, scrap bags, purses, wallets etc. **There should be some quilting on these items.**

Our guild has a reputation for amazing articles, and we appeal to all members to participate to keep this reputation alive.

Thank you very much for considering to get involved.

Wendy Beverly & Marianne Meeuwisse

## MEMBERSHIP

Submitted by Rosemary Carrington

Even with the weather conditions, fifty-six brave souls attended and enjoyed the Christmas Potluck lunch. The food was wonderful and a fun time with good friends really made the day.

Welcome to new member: Catherine Elliott.  
We look forward to an interesting, informative and enjoyable 2014. Happy New Year everyone!



## CLICK ON IT

Submitted by Dianne Gronfors

<http://quiltinspiration.blogspot.ca/> - this blog has many quilts to inspire our creativity and lots and lots of free patterns too.

<http://www.thequiltingedge.com/> - a blog featuring "modern" quilting with several very good tutorials. This gal is from Alberta.

## FRIENDSHIP FLAGS

Submitted by Marianne Meeuwisse

Happy New Year to all!

A huge thank you to the Thursday morning ladies at the Bracebridge United church. They decided to have a sewing day at their meeting, and between them produced 48 friendship flags. I have been told that there are 20 more coming in!!! Is there any other group who would like to meet this challenge?

Everyone is excited to see the flags hanging above our heads during the meetings. It is a real buzz! We have now covered two sides of the meeting room and are well on our way to going all the way around. I tried to count them and I am pretty sure we now have 117 flags. Please keep them coming.

When you sew the tie on make sure it is on the short, 6", side. The directions, for anyone who would like to try them, are in the last newsletter.

If there are any more questions, feel free to e-mail or call me. Marianne Meeuwisse  
[mmm@muskoka.com](mailto:mmm@muskoka.com) 705-645-6549

## LIBRARY

Submitted by Halina Dales


- Reminders have been emailed to return items you have borrowed. If you did not get a reminder, it could be that we do not have your current email address, or the library records are not up-to-date.
- It's a brand new year!! Check out your library for new ideas and inspirations!

Please continue suggesting books or themes that would be of interest.



***The library has six new books!***


As requested by our members, books on Japanese Quilting and the book 'Quilts of Dufferin County' have been added to your library. I also found another book on kids quilting and another fun modern quilting book. Enjoy!!



### **#462 Color Essentials - Crisp & Vibrant Quilts: 12 Modern Projects Featuring Precut Solids**

***By Amanda Murphy***


This must-have book will free you from preconceived notions about color and inspire creativity. You will learn to experiment with solids and gain a deep understanding of how color functions. Perfect for both the adventurous beginner and skilled intermediate quilter, the 12 modern quilt projects will show you how to create fresh combinations, vibrancy, and movement using different hues.



### **#463 Japanese Flowers in Appliqué**

***By Eileen Campbell***

Eileen Campbell has skillfully captured the flowers of Japan in a single exhibition quilt. Here, she shares her easy-to-follow techniques for creating each of these amazing blooms, giving crafters everything they need to recreate her exquisite piece, develop a single flower quilt, or stitch their own vision of floral beauty.




### **#464 Japanese Country Quilting**

***By Karen Kim Matsunaga***

Traditional Japanese country clothes were quilted for warmth. The quilting patterns on the natural indigo dyed hemp or cotton are called sashiko and often take the form of repeating, geometric patterns. Karen Matsunaga gives a nice background into the daily life of her Japanese family, and also the history of some of the traditional patterns.


The book has five complete projects, plus sashiko stitching pattern. The patterns are printed on grids, with helpful directional lines to show the direction in which the stitching should take place. Recommended for anyone starting out in sashiko quilting.



### **#465 Japanese Quilt Inspirations**

***By Susan Briscoe***

A practical guide to combining Japanese fabrics and traditional Oriental style with fast, super-easy techniques. Each of the ten quilts is made up in two different colorways for maximum inspiration, and shown both as hand and machine quilted designs. As an added bonus, there are five simple-to-make home-style projects for using up leftover quilt blocks. Japanese patchwork style is incredibly versatile, and the finished projects will work well in both the most modern interiors as well as rustic cottages.



## #466 Quilting (Kids Can Do It)

*By Biz Storms*

What traditional handicraft allows children to tap into their creativity and imagination? Quilting! In this book in the Kids Can

Do It series, kids can design one-of-a-kind gifts and accessories by mixing their favorite colors, fabrics and textures. And while the art of quilting has been around for hundreds of years, a few modern twists make it easier than ever. Ten simple-to-follow patterns with photos, diagrams and step-by-step instructions help kids make projects that are unique -- and useful, too! Kids can make a \* pencil case \* crazy quilt pillow \* book bag \* quilted organizer \* hopscotch lap quilt. Illustrated step-by-step instructions make it easy!




-Mugs

-Show & Tell

-Money for 50/50 draw

-Library books



## #467 The Quilts of Dufferin County Women's Art, Women's Stories

*By Shelagh Roberts*

The Dufferin County Museum and Archives (DCMA) has just published a very special book to celebrate their 25th anniversary and the many beautiful and historical quilts in the Museum's collection.

The Dufferin quilts cover the period from 1861 to the present, all illustrated in full-color photos by Pete Paterson. This wonderful book is now available.