


Pine Tree Quilters' Guild of Muskoka  
Cuddle Quilt

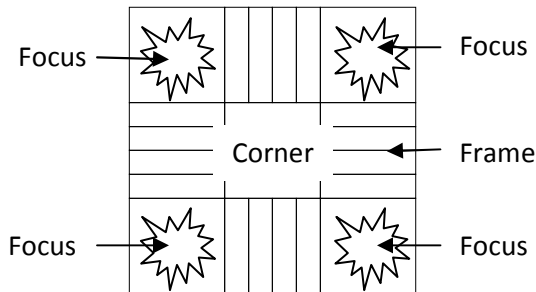
Instructions for Hidden Nine-Patch



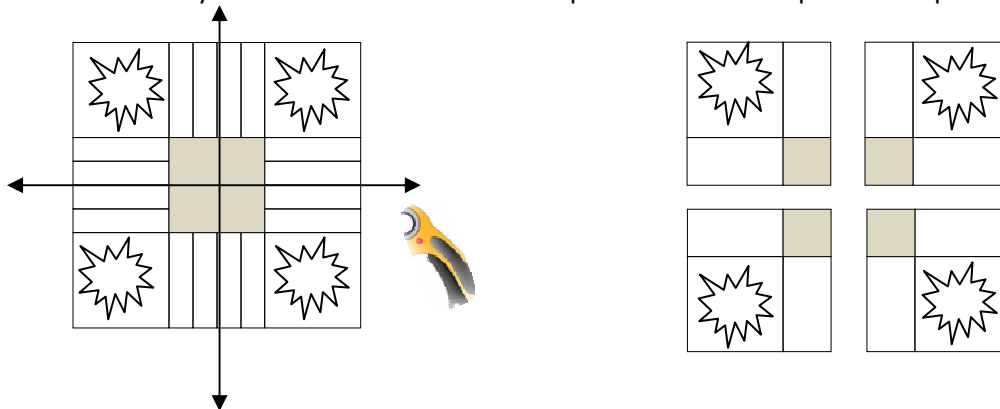
Kit Contains: (Or, make your own kit at home from your stash as follows)

- 32 – 6" squares "Focus" fabric
- 32 – 6" squares "Frame" fabric
- 8 – 6" squares "Corner" fabric

Using a generous seam allowance ( $3/8"$  –  $1/2"$ ), make 8 "9-patch" blocks as illustrated below. (note the orientation if you have striped fabric for the "frame"):



Trim the blocks if necessary. The blocks should be ~16" square. Cut into 4 equal sized squares as shown below.



Arrange 30 of the blocks as illustrated above (6 rows of 5 blocks) and stitch together. There will be 2 blocks left over; return the blocks, use in another project, or make them into a small pillow or tote to match the quilt.